

**Interreg
Europe**



European Union | European Regional Development Fund

Better RIS3 Governance

Sylwia Sztark

Unit of the Regional Innovation System

Department of Regional Development and European Funds

Mazowieckie Voivodeship

Office of the Marshal of the Mazowieckie Voivodeship in Warsaw

Thematic Webinar

22 October 2019 | Online



1. Interreg Europe projects



S3Chem
Interreg Europe



**Agri
Renaissance**
Interreg Europe



COHES3ION
Interreg Europe



SMARTY
Interreg Europe



SPEED UP
Interreg Europe



START EASY
Interreg Europe



2. Institutional Context:

Mazowieckie Voivodeship it is not only Warsaw



The biggest voivodeship in Poland:

- Resident number **5,4 mln.**
- Area **35 558 km² (11,4% of the country)**
- Population density **151 people/km²**
- Urbanisation rate **64,7 %**
- The number of community/ cities **314/ 86**

The richest subregion

Warsaw – **218% national average**

The poorest sub-region in Poland

Radomski – **67,8% national average GDP per resident**

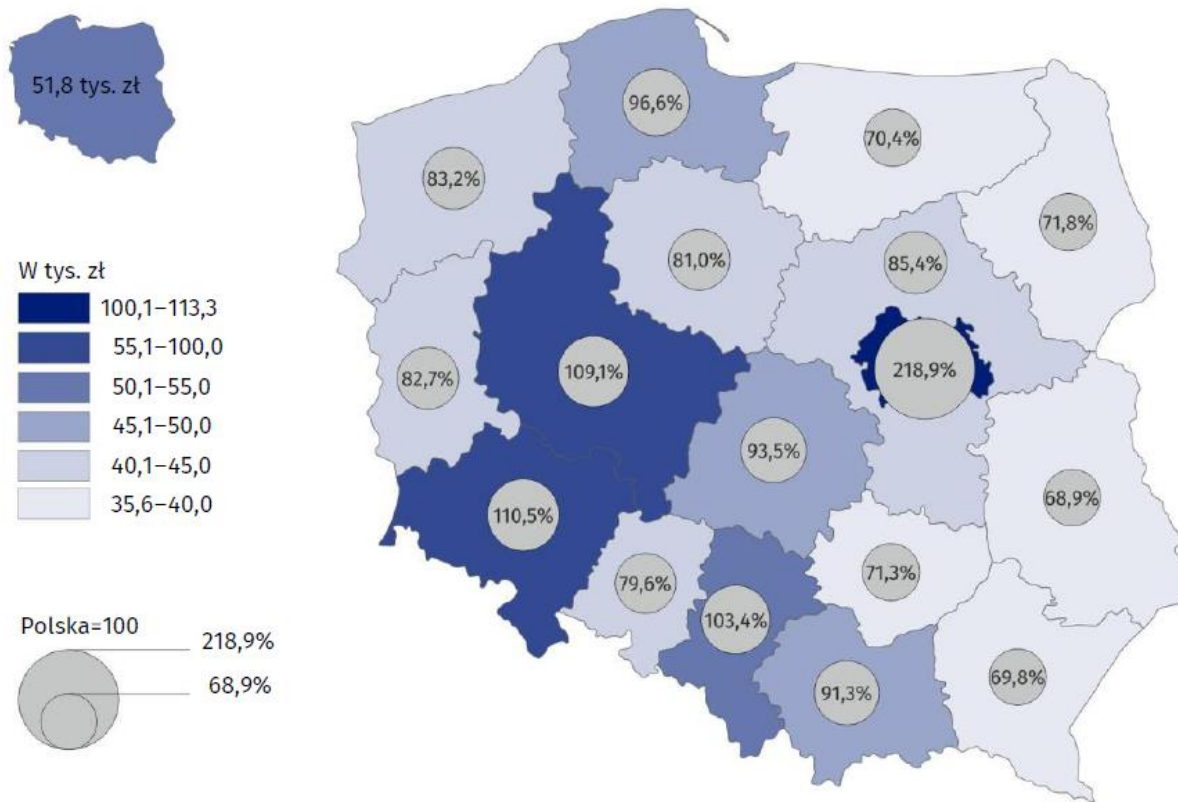
The biggest town in Poland

Warsaw - 1,77 mln residents

Second smallest town in Poland

Wyśmierzyce - 886 residents

2. Institutional Context:

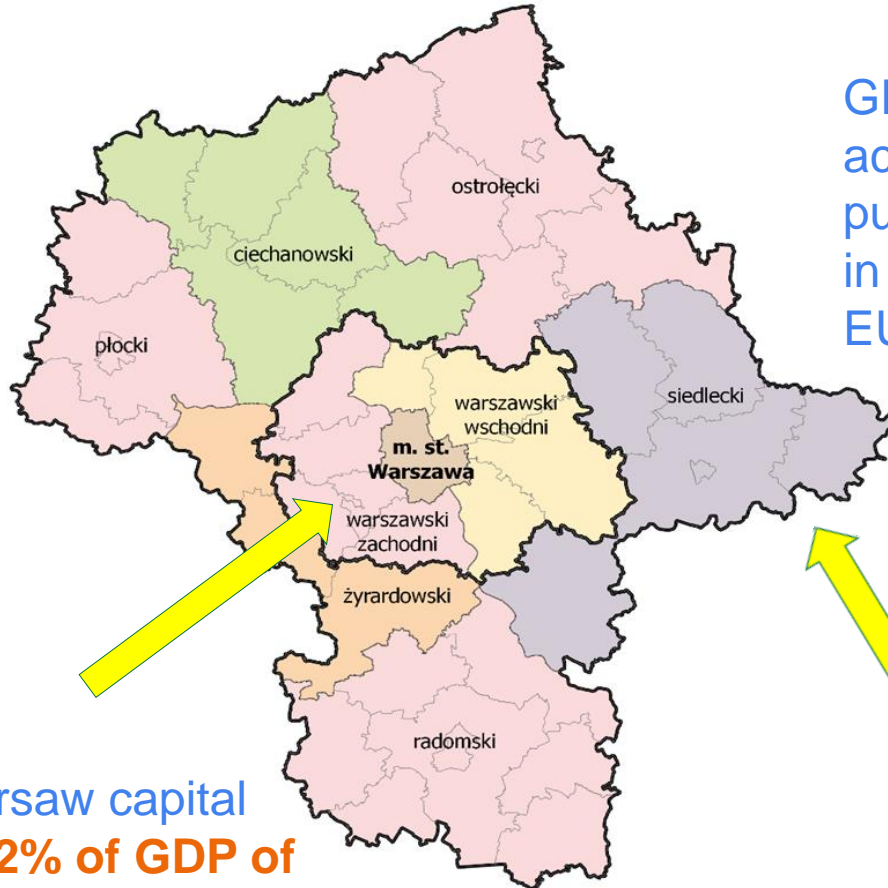


GDP per capita of Polish provinces (Poland: 100%).

Mazovia generated 22% of the total revenue of the country.



Current NUTS 2016 classification of the Mazowieckie Voivodeship is valid from 1 January 2018



GDP per capita according to strength parity purchasing (2016) in new subregions NUTS 2 Mazovia EU = 100

Mazowiecki regional (59% of GDP of the EU average – 222 place)

Warsaw capital (152% of GDP of the EU average – 19 place)

Regional Innovation Scoreboard 2019 - Relative performance to EU in "2011"

	Warsaw Capital	Mazovian Region
Regional Innovation Scoreboard 2019	Moderate + Innovator	Modest + Innovator
"2019" - score relative to EU 2019	78,70	47,00
Rank	138 / 238	212 / 238

		RII 2011	RII 2013	RII 2015	RII 2017	RII 2019
EU28	EU28	100,0	101,2	101,0	102,0	104,7
PL91	Warsaw Capital	82,2	73,1	72,1	75,9	82,4
PL92	Mazovian Region	49,0	44,8	44,1	46,7	49,2

Smart specialisation areas in RIS Mazovia

Food safety

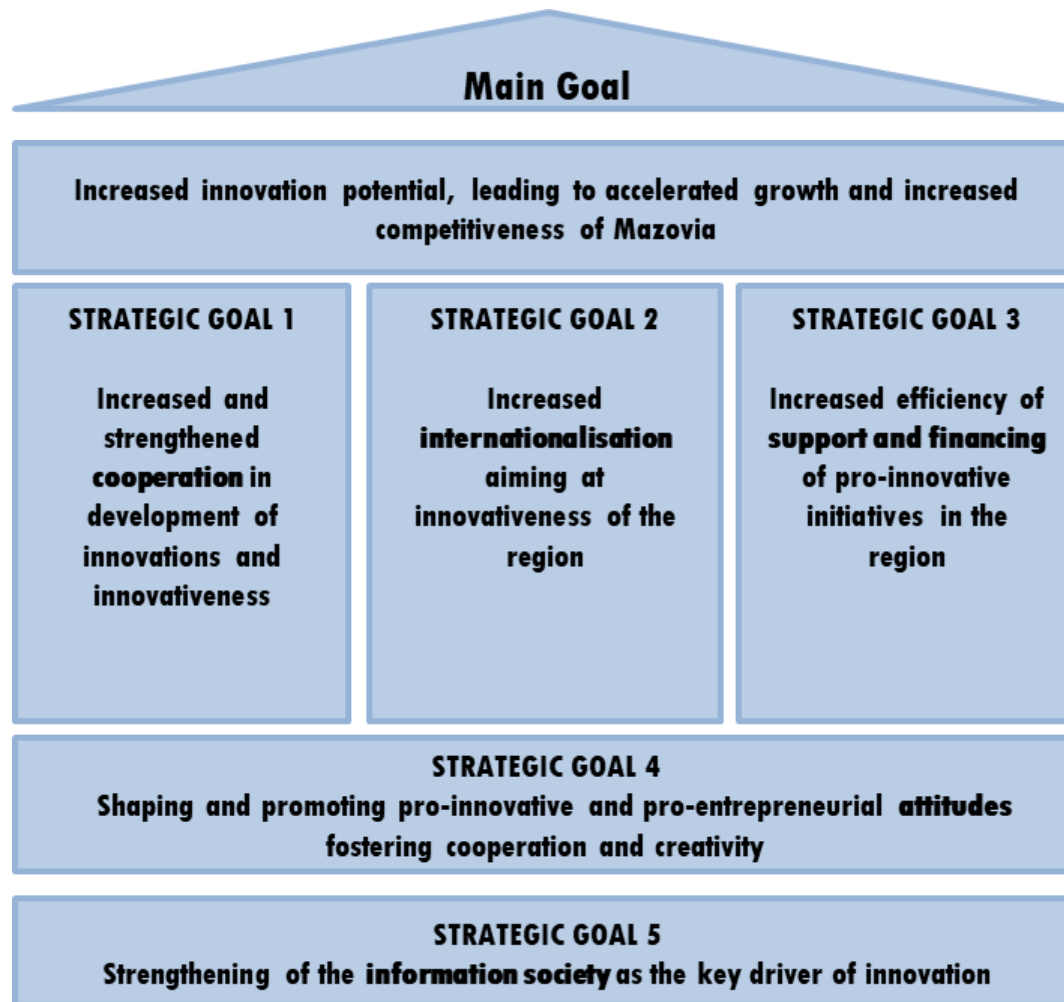
**Intelligent
management systems**

**Modern business
services**

High quality of life

Identified by finding links between key techniques, industries and business processes in regional economy

RIS Mazovia Goals



Smart Specialisation is not a goal itself. It's a process and a way to achieve goals

From Smart Specialisation to innovation



Innovation



3. The RIS3 Governance

- **S3 working groups and priority research agendas**
- **Mazovian Innovation Council**
- **Board of the Mazowieckie Voivodeship**



4. The Good Practice: Mazovian Innovation Council

- an advisory body of the Voivodeship Board in the field of innovation policy related to the implementation of the RIS Mazovia.
- The Council consists of: the Marshal of the Mazowieckie Voivodeship - the Chairman of the Council, members of the Board of the Mazowieckie Voivodeship and representatives of regional institutions, scientific units, business environment institutions, as well as representatives of central, regional and local administration.
- Council:
 - 1) evaluates the implementation of the RIS Mazovia, the results of monitoring work and formulates proposals for changes (amendment) of the provisions of the Strategy;
 - 2) advises local government authorities on ongoing activities related to the creation and implementation of regional innovation policies;
 - 3) formulates proposals for in-depth studies and analyzes of selected economic areas in the region and sub-regions, aimed at defining strategic economic areas in the future;



5. Recommendations

- **strengthening of intermediate structures: clusters, trade and non-governmental organisations**
- **linking strategic planning in the economic area and innovation at different levels of local government**
- **necessary improvements or new mechanisms for stakeholder involvement**

Better RIS3 Governance - Webinar



© Pexels