

**Interreg
Europe**



European Union | European Regional Development Fund



*Sharing solutions
for better regional policies*

All you need to know about eligibility

1 June



Eligibility principles

- Technical **yes** or **no** process
- **No correction possible**
- Only eligible applications are further assessed





Eligibility principles

Assessment based on 7 criteria

Criterion	Explanation	Checked by iDB
1. Respect of deadline	Is the application online submitted in due time?	Yes
2. Completeness of the application	Is the application complete (all annexes submitted) ?	Partly
3. Correctness of the application form	Is the AF fully and properly filled in	Partly



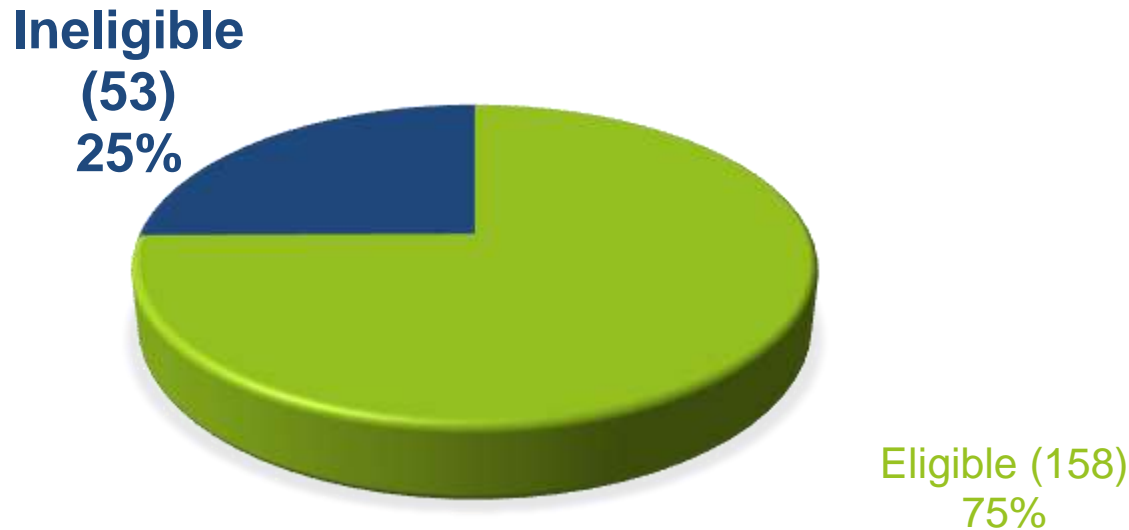
Eligibility principles

Criterion	Explanation	Checked by iDB
4. Correctness of the partner declaration	Are the partners declaration correct (properly filled in & signed)?	No
5. Correctness of the support letter	Are the letters correct (properly filled in & signed)?	No
6. Geographical coverage	At least 3 countries represented (2 from EU MS)	'Yes'
7. Focus on Structural Funds	At least 50% of policy instruments are Structural Funds	'Yes'

Lessons learnt from second call



211 APPLICATIONS RECEIVED

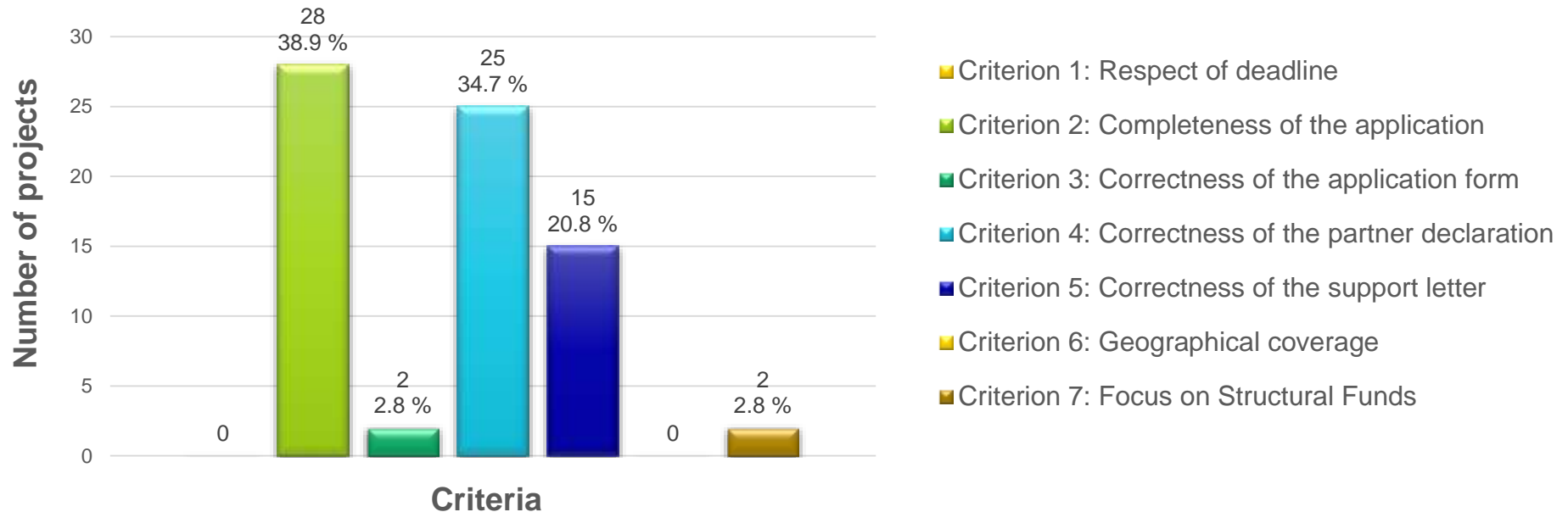


- Improvement compared with 1st call where 33% applications were ineligible (full online procedure)
- Ineligibility rate still too high



Reasons for ineligibility (2nd call)

Total number of not fulfilled criteria



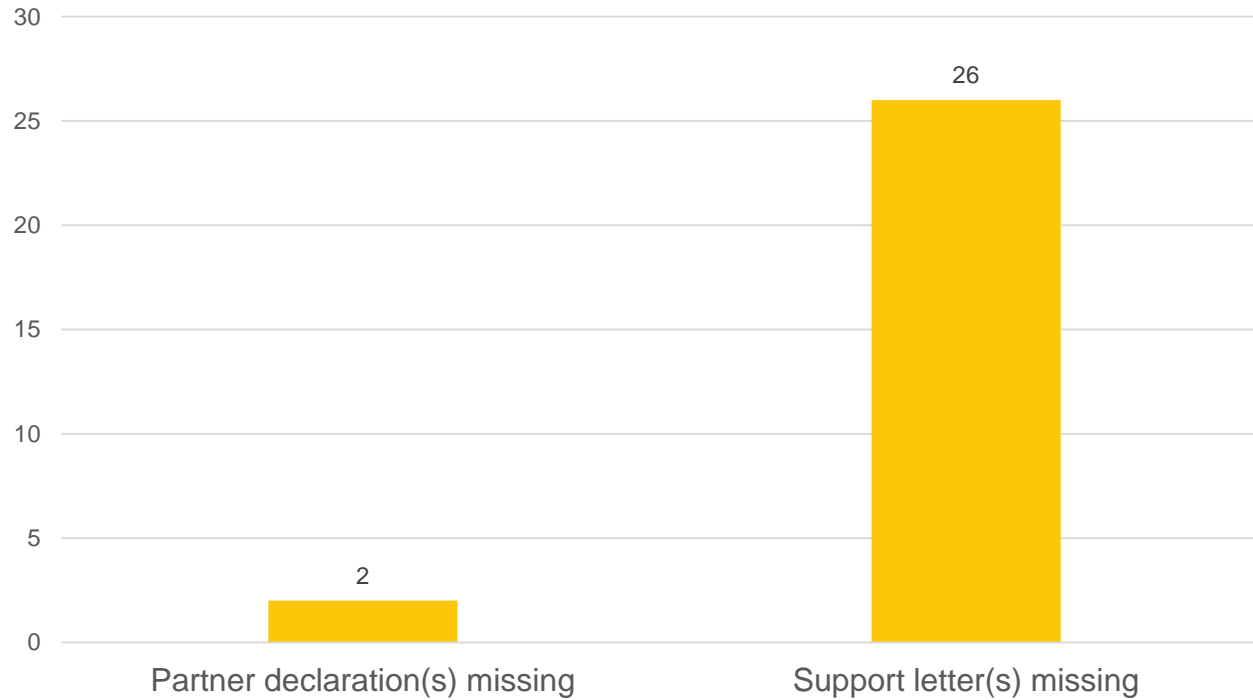
Three main reasons (similar to 1st call):

- Completeness of the application (e.g. support letter included)
- Correctness of support letter
- Correctness of partner declaration



Zoom on criterion 2

**Reasons leading to not fulfil criterion 2
(application complete)**





Mains reasons for ineligibility

32 cases related to letters of support:

- Missing (Criterion 2) – 26 cases
- Not correct (Criterion 5) – 15 cases

27 cases related to partner declarations:

- Missing (Criterion 2) – 2 cases
- Not correct (Criterion 4) – 25 cases



Final recommendations

- Read the detailed criteria in the programme manual (section 5.3)



Interreg Europe Programme Manual

13 December 2016 (version 4)

- Check the amount indicated in each partner declaration (in particular if last minute budget change)
- Check all documents uploaded on iOLF before submitting

Final recommendations



For structural funds, check carefully the policy responsible organisation

The screenshot shows the top navigation bar with icons for science, buildings, a leaf, and a person, and a 'MENU' button. Below is the Interreg Europe logo with the text 'European Union | European Regional Development Fund'. The main content area has a breadcrumb 'Home > In my country' and a heading 'In my country'. The text below the heading says 'Choose a country to explore.' and 'Delve into this map of Europe to discover Interreg Europe in each country. You will find details of the programme's point of contact per country, as well as the latest profiles, ideas and events in the area. This is also where you can find information on the administrative set-up in each country: who is responsible for Structural Funds programmes, what system of first level control applies and any other country-specific information.' At the bottom, there is a dropdown menu labeled 'Pick a country' with the text 'Please select' and a downward arrow icon.



Final recommendations

- In case two partners are involved who are not policy responsible organisations, **both need a letter of support**
- Don't wait for the last minute!





Upcoming events

Virtual Q&A sessions

- **Fridays, 10-11 am (9, 16, 23 June)**

Deadline to request JS feedback: 9 June



Useful links

Interreg Europe community

www.interregeurope.eu/account/registration

Application pack (including manual)

www.interregeurope.eu/apply

Online application system

www.iolf.eu

**Interreg
Europe**



European Union | European Regional Development Fund



*Sharing solutions
for better regional policies*

Thank you!

A survey pops up when we finish
Please give us your feedback



Interregeurope